

Company: .....

Account No: .....

Address: .....

..... Postcode: .....

Tel: .....

Fax: .....

Contact Name: .....

Email: .....

Requested Delivery Date: .....

Order Reference: .....

Signature: .....

Quote

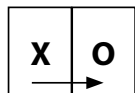
Order

### Door configuration - outside view (X = Slider O = Fixed panel)

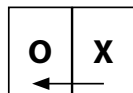
Please select which configuration is required by selecting with tick box on the diagrams shown.

	MIN	MAX
Sash Width	750mm	1500mm
Height	1750mm	2450mm

*Not including sill*

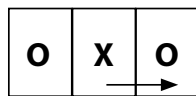


Tick

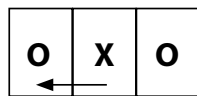


Tick

Overall width (mm) including any add ons:

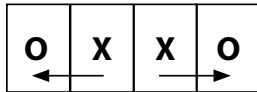


Tick



Tick

Overall height (mm) including any add ons or sill:



Tick

- External slider (standard)
- Internal slider (optional)
- Mechanically jointed outer frame

### Frame options

20mm

- Frame extension to head
- Frame extension to base (when sill not used)
- Frame extension to both jambs
- Midrail - Minimum height 450mm

..... mm midrail position = centre of midrail to bottom of frame not including sill

### Glazing options

- 28mm Unglazed**
- C**  
TGH T+ / 20 Silver Ali / TGH
- C Upgrade**  
TGH T+ / 20 Black SwissV / TGH
- A**  
TGH T+ / 20 Black SwissV / TGH Low Iron
- Celsius upgrade**  
CELC / TGH / Black Swiss / CC

*Please note: Above options refer to glass units only, not door set energy ratings.*

### Sill options

External, please tick below:

- No sill
- 85mm
- 150mm
- 180mm

*Standard 30mm height. 100mm allowance for sill horns as std.*

### Frame colour

Colour	Both faces	White internal
White	<input type="checkbox"/>	<input type="checkbox"/>
Cherrywood	<input type="checkbox"/>	<input type="checkbox"/>
Golden Oak	<input type="checkbox"/>	<input type="checkbox"/>
Woodgrain White	<input type="checkbox"/>	<input type="checkbox"/>
Cream	<input type="checkbox"/>	<input type="checkbox"/>
Irish Oak	<input type="checkbox"/>	<input type="checkbox"/>
Grey	<input type="checkbox"/>	<input type="checkbox"/>
Chartwell Green	<input type="checkbox"/>	<input type="checkbox"/>
Black/Brown	<input type="checkbox"/>	<input type="checkbox"/>

*NB Artisan colours are on an extended lead time, please see manufacturing planner.*

### Hardware options

Please tick box in each column below:

**Handle:**

- White
- Black
- Polished Gold
- Polished Chrome

**Letter plate:**

- White
- Black
- Polished Gold
- Polished Chrome

**Ext blank plate:**

- White
- Black
- Polished Gold
- Polished Chrome

*Please note: Letter plate to fixed pane only.*

### Base colour

- White
- Brown
- Caramel

*Please note: Must be selected when requesting Irish Oak, Grey, Chartwell Green, Black/Brown.*

### Low threshold options

Low threshold required:  Yes

Internal/external configuration:  Trim/Ramp  Ramp/Ramp  Trim/Trim  
*NB Not available on a sill*

**Please note:** When ordering White, Black or Polished Chrome hardware your low threshold will be Silver. When ordering Polished Gold hardware your low threshold will be Gold.

### Vents

Trickle vent required

Qty. ....  
44mm head vent profile

Head vent required

